

Fund category Namibian Domestic Fixed Interest Varied Specialist Funds

Fund description A widely diversified, actively managed fund that aims to provide a higher level of return than a traditional money market or pure income fund by attaining a mix of capital growth and income.


Fund launch date 01 November 2007

Portfolio manager/s Nishan Maharaj and Mauro Longano

Fund size N\$896.31 million

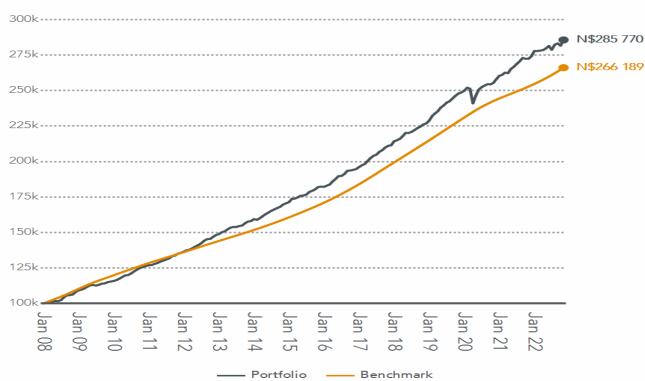
NAV 119.00 cents

Benchmark IJG Money Market Index

Risk 

PERFORMANCE AND RISK STATISTICS

GROWTH OF A N\$100,000 INVESTMENT



PERFORMANCE FOR VARIOUS PERIODS

| | Fund | Benchmark | Outperformance |
|------------------------------|--------|-----------|----------------|
| Since Launch (unannualised) | 185.8% | 166.2% | 19.6% |
| Since Launch (annualised) | 7.3% | 6.8% | 0.5% |
| Latest 10 years (annualised) | 6.9% | 6.4% | 0.5% |
| Latest 5 years (annualised) | 6.2% | 6.2% | 0.0% |
| Latest 3 years (annualised) | 4.8% | 5.2% | (0.4)% |
| Latest 1 year | 4.9% | 5.3% | (0.4)% |
| Year to date | 2.8% | 4.5% | (1.7)% |

| | Fund |
|--|------|
| Modified Duration | 1.7 |
| Modified Duration (ex Inflation Linkers) | 1.5 |
| Yield | 8.2% |

RISK STATISTICS SINCE INCEPTION

| | Fund | Benchmark |
|----------------------|--------|-----------|
| Annualised Deviation | 2.0% | 0.4% |
| Sharpe Ratio | 0.26 | N/A |
| Maximum Gain | 36.7% | N/A |
| Maximum Drawdown | (4.4)% | N/A |
| Positive Months | 91.6% | N/A |

| | Fund | Date Range |
|-----------------------|-------|---------------------|
| Highest annual return | 11.2% | Jun 2008 - May 2009 |
| Lowest annual return | 2.4% | Apr 2019 - Mar 2020 |

MONTHLY PERFORMANCE RETURNS

| | Jan | Feb | Mar | Apr | May | Jun | Jul | Aug | Sep | Oct | Nov | Dec | YTD |
|-----------|---------|---------|---------|-------|-------|---------|-------|-------|---------|-------|-------|-------|-------|
| Fund 2022 | (0.02)% | 0.12% | 0.12% | 0.41% | 0.64% | (0.97)% | 1.29% | 0.33% | (0.59)% | 1.46% | | | 2.80% |
| Fund 2021 | 0.28% | 0.59% | (0.16)% | 1.11% | 0.62% | 0.73% | 0.71% | 0.86% | (0.20)% | 0.00% | 0.63% | 1.37% | 6.72% |
| Fund 2020 | 0.87% | (0.28)% | (4.12)% | 2.27% | 1.72% | 0.69% | 0.45% | 0.38% | (0.04)% | 0.43% | 1.01% | 0.91% | 4.24% |
| Fund 2019 | 1.40% | 0.76% | 0.71% | 1.07% | 0.65% | 0.80% | 0.44% | 0.80% | 0.75% | 0.67% | 0.31% | 0.47% | 9.18% |

FEES

| | |
|-------------------------------|-------------|
| Initial Fee | NUTM: 0.00% |
| Annual Management Fee* | 0.75% |

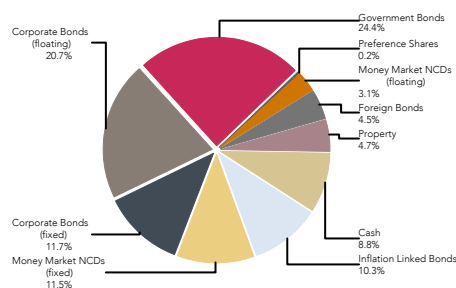
* A portion of NUTM's annual management fee may be paid to administration platforms like LISP's as a payment for administrative and distribution services.

PORTFOLIO DETAIL

EFFECTIVE ASSET ALLOCATION EXPOSURE

| Sector | 31 Oct 2022 |
|--------------------------------------|--------------|
| Namibian Assets | 45.1% |
| Real Estate | 0.0% |
| Bonds | 26.1% |
| Cash | 19.0% |
| South African Assets | 41.6% |
| Preference Shares & Other Securities | 0.2% |
| Real Estate | 4.1% |
| Bonds | 33.9% |
| Cash | 9.9% |
| Others | (6.5)% |
| International Assets | 13.3% |
| Real Estate | 0.6% |
| Bonds | 12.6% |
| Cash | 0.1% |

PORTFOLIO COMPOSITION



INCOME DISTRIBUTIONS

| Declaration | Payment | Amount | Dividend | Interest |
|-------------|-------------|--------|----------|----------|
| 30 Sep 2022 | 03 Oct 2022 | 1.61 | 0.04 | 1.57 |
| 30 Jun 2022 | 01 Jul 2022 | 1.45 | 0.09 | 1.36 |
| 31 Mar 2022 | 01 Apr 2022 | 1.25 | 0.02 | 1.23 |
| 31 Dec 2021 | 03 Jan 2022 | 1.37 | 0.09 | 1.27 |
| 30 Sep 2021 | 01 Oct 2021 | 1.34 | 0.08 | 1.26 |
| 30 Jun 2021 | 01 Jul 2021 | 1.30 | 0.07 | 1.23 |

Advice Costs

- Initial and ongoing advice fees may be facilitated on agreement between the Client and Financial Advisor.
- An initial advice fee may be negotiated to a maximum of 3% and is applied to each contribution and deducted before investment is made.
- Ongoing advice fees may be negotiated to a maximum of 1% per annum (if initial advice fee greater than 1.5% is selected, then the maximum annual advice fee is 0.5%), charged by way of unit reduction and paid to the Financial Advisor monthly in arrears. This annual advice fee is not part of the normal annual management fee as disclosed above.
- Where commission and incentives are paid, these are included in the overall costs.