

Fund category Namibian Domestic Fixed Interest Varied Specialist Funds

Fund description A widely diversified, actively managed fund that aims to provide a higher level of return than a traditional money market or pure income fund by attaining a mix of capital growth and income.


Fund launch date 01 November 2007

Portfolio manager/s Nishan Maharaj and Mauro Longano

Fund size N\$825.50 million

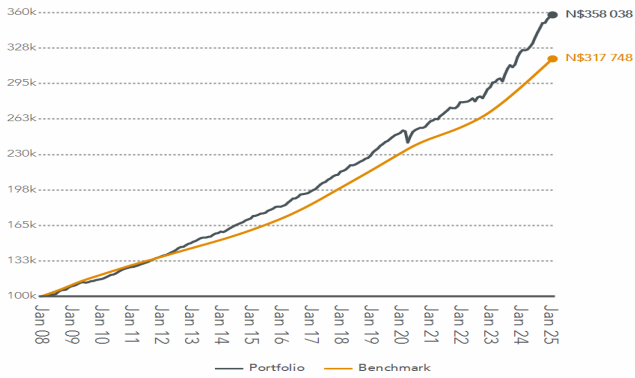
NAV 129.24 cents

Benchmark IJG Money Market Index

Risk 

PERFORMANCE AND RISK STATISTICS

GROWTH OF A N\$100,000 INVESTMENT



PERFORMANCE FOR VARIOUS PERIODS

	Fund	Benchmark	Outperformance
Since Launch (unannualised)	258.0%	217.7%	40.3%
Since Launch (annualised)	7.8%	7.0%	0.8%
Latest 15 years (annualised)	7.8%	6.7%	1.1%
Latest 10 years (annualised)	7.5%	7.0%	0.5%
Latest 5 years (annualised)	7.3%	6.5%	0.8%
Latest 3 years (annualised)	8.8%	7.5%	1.3%
Latest 1 year	9.9%	8.4%	1.4%
Year to date	0.4%	0.7%	(0.2)%

RISK STATISTICS SINCE INCEPTION

	Fund	Benchmark
Annualised Deviation	2.1%	0.4%
Sharpe Ratio	0.36	N/A
Maximum Gain	36.7%	N/A
Maximum Drawdown	(4.4)%	N/A
Positive Months	91.2%	N/A

	Fund	Date Range
Highest annual return	13.0%	Oct 2023 - Sep 2024
Lowest annual return	2.4%	Apr 2019 - Mar 2020

MONTHLY PERFORMANCE RETURNS

	Jan	Feb	Mar	Apr	May	Jun	Jul	Aug	Sep	Oct	Nov	Dec	YTD
Fund 2025	0.44%												0.44%
Fund 2024	0.71%	(0.10)%	0.26%	0.73%	0.92%	1.59%	1.44%	1.25%	1.28%	0.06%	1.02%	0.61%	10.17%
Fund 2023	1.52%	0.08%	0.81%	0.37%	(0.90)%	2.12%	1.68%	1.10%	(0.59)%	0.79%	2.15%	1.33%	10.94%
Fund 2022	(0.02)%	0.12%	0.12%	0.41%	0.64%	(0.97)%	1.29%	0.33%	(0.59)%	1.46%	1.47%	0.58%	4.92%

FEES

Initial Fee	NUTM: 0.00%
Annual Management Fee*	0.75%

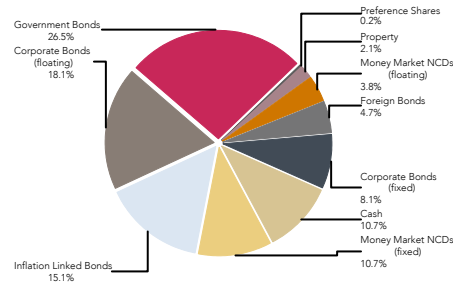
* A portion of NUTM's annual management fee may be paid to administration platforms like LISP's as a payment for administrative and distribution services.

PORTFOLIO DETAIL

EFFECTIVE ASSET ALLOCATION EXPOSURE

Sector	31 Jan 2025
Namibian Assets	45.8%
Real Estate	0.0%
Bonds	29.0%
Cash	16.7%
South African Assets	43.0%
Preference Shares & Other Securities	0.2%
Real Estate	2.1%
Bonds	34.1%
Cash	10.6%
Others	(4.0)%
International Assets	11.1%
Bonds	11.1%
Cash	0.1%

PORTFOLIO COMPOSITION



INCOME DISTRIBUTIONS

Declaration	Payment	Amount	Dividend	Interest
31 Dec 2024	02 Jan 2025	2.20	0.08	2.13
30 Sep 2024	01 Oct 2024	2.12	0.00	2.12
28 Jun 2024	01 Jul 2024	2.23	0.09	2.14
28 Mar 2024	02 Apr 2024	1.85	0.00	1.85
29 Dec 2023	02 Jan 2024	2.05	0.15	1.90
29 Sep 2023	02 Oct 2023	1.91	0.02	1.89

In strategic partnership with




Advice Costs

- Initial and ongoing advice fees may be facilitated on agreement between the Client and Financial Advisor.
- An initial advice fee may be negotiated to a maximum of 3% and is applied to each contribution and deducted before investment is made.
- Ongoing advice fees may be negotiated to a maximum of 1% per annum (if initial advice fee greater than 1.5% is selected, then the maximum annual advice fee is 0.5%), charged by way of unit reduction and paid to the Financial Advisor monthly in arrears. This annual advice fee is not part of the normal annual management fee as disclosed above.
- Where commission and incentives are paid, these are included in the overall costs.