

**Fund category** Namibian Domestic Fixed Interest Varied Specialist Funds

**Fund description** A widely diversified, actively managed fund that aims to provide a higher level of return than a traditional money market or pure income fund by attaining a mix of capital growth and income.


**Fund launch date** 01 November 2007

**Portfolio manager/s** Nishan Maharaj and Mauro Longano

**Fund size** N\$809.24 million

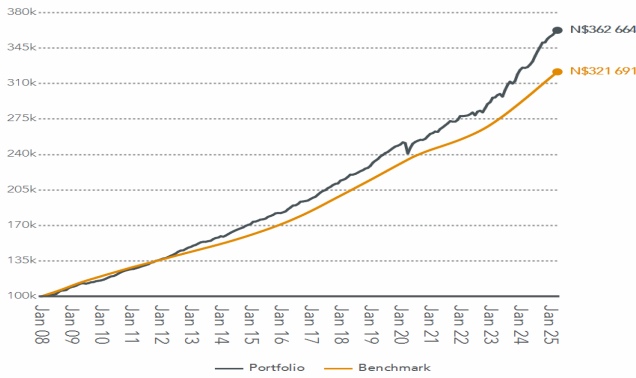
**NAV** 130.91 cents

**Benchmark** IJG Money Market Index

**Risk** 

## PERFORMANCE AND RISK STATISTICS

### GROWTH OF A N\$100,000 INVESTMENT



### PERFORMANCE FOR VARIOUS PERIODS

	Fund	Benchmark	Outperformance
Since Launch (unannualised)	262.7%	221.7%	41.0%
Since Launch (annualised)	7.8%	7.0%	0.7%
Latest 15 years (annualised)	7.7%	6.7%	1.1%
Latest 10 years (annualised)	7.6%	7.0%	0.5%
Latest 5 years (annualised)	8.5%	6.5%	2.0%
Latest 3 years (annualised)	9.2%	7.7%	1.5%
Latest 1 year	11.1%	8.3%	2.8%
Year to date	1.7%	1.9%	(0.2)%

### RISK STATISTICS SINCE INCEPTION

	Fund	Benchmark
Annualised Deviation	2.1%	0.4%
Sharpe Ratio	0.36	N/A
Maximum Gain	36.7%	N/A
Maximum Drawdown	(4.4)%	N/A
Positive Months	91.3%	N/A

	Fund	Date Range
Highest annual return	13.0%	Oct 2023 - Sep 2024
Lowest annual return	2.4%	Apr 2019 - Mar 2020

### MONTHLY PERFORMANCE RETURNS

	Jan	Feb	Mar	Apr	May	Jun	Jul	Aug	Sep	Oct	Nov	Dec	YTD
Fund 2025	0.44%	0.68%	0.61%										1.74%
Fund 2024	0.71%	(0.10)%	0.26%	0.73%	0.92%	1.59%	1.44%	1.25%	1.28%	0.06%	1.02%	0.61%	10.17%
Fund 2023	1.52%	0.08%	0.81%	0.37%	(0.90)%	2.12%	1.68%	1.10%	(0.59)%	0.79%	2.15%	1.33%	10.94%
Fund 2022	(0.02)%	0.12%	0.12%	0.41%	0.64%	(0.97)%	1.29%	0.33%	(0.59)%	1.46%	1.47%	0.58%	4.92%

### FEES

<b>Initial Fee</b>	NUTM: 0.00%
<b>Annual Management Fee*</b>	0.75%

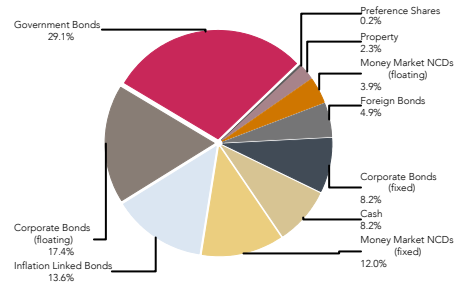
\* A portion of NUTM's annual management fee may be paid to administration platforms like LISP's as a payment for administrative and distribution services.

## PORTFOLIO DETAIL

### EFFECTIVE ASSET ALLOCATION EXPOSURE

Sector	31 Mar 2025
<b>Namibian Assets</b>	<b>46.4%</b>
Real Estate	0.0%
Bonds	30.1%
Cash	16.3%
<b>South African Assets</b>	<b>42.1%</b>
Preference Shares & Other Securities	0.2%
Real Estate	2.3%
Bonds	32.9%
Cash	8.5%
Others	(1.8)%
<b>International Assets</b>	<b>11.4%</b>
Bonds	11.4%
Cash	0.0%

### PORTFOLIO COMPOSITION



### INCOME DISTRIBUTIONS

Declaration	Payment	Amount	Dividend	Interest
31 Mar 2025	01 Apr 2025	2.06	0.00	2.06
31 Dec 2024	02 Jan 2025	2.20	0.08	2.13
30 Sep 2024	01 Oct 2024	2.12	0.00	2.12
28 Jun 2024	01 Jul 2024	2.23	0.09	2.14
28 Mar 2024	02 Apr 2024	1.85	0.00	1.85
29 Dec 2023	02 Jan 2024	2.05	0.15	1.90

In strategic partnership with




### Advice Costs

- Initial and ongoing advice fees may be facilitated on agreement between the Client and Financial Advisor.
- An initial advice fee may be negotiated to a maximum of 3% and is applied to each contribution and deducted before investment is made.
- Ongoing advice fees may be negotiated to a maximum of 1% per annum (if initial advice fee greater than 1.5% is selected, then the maximum annual advice fee is 0.5%), charged by way of unit reduction and paid to the Financial Advisor monthly in arrears. This annual advice fee is not part of the normal annual management fee as disclosed above.
- Where commission and incentives are paid, these are included in the overall costs.